

Quality Seating and Ergonomics for Healthcare & Laboratory Environments



Medit BV De Hoogte 3 • 9351 VN Leek, NL
+31(0)88 633 47 00 • info@medisit.nl • www.medisit.nl

medisit 



The **Hoxa** stools come with the latest generation polyurethane seats as standard. The softer polyurethane is comfortable to sit on, easy to clean and is well suited for use in areas where hygiene is important.

As standard, the stools are supplied with gaslift height adjustment, an aluminium base and large castors. For additional comfort and hygiene, the stool can be fitted with foot-operated height adjustment.

Standard

- Aluminum base
- Soft castors for hard floors

Options

- Hard castors for carpeted floors
- Glides
- Lockable castors
- Soft, brake-loaded castors
- Anti-static Castors
- Footring R1



100.1

Seat height 43-58 cm
Work height 70-80 cm



100.2

Seat height 51-69 cm
Work height 70-90 cm



100.3

Seat height 58-83 cm
Work height 80-100 cm



100.4

Seat height 67-92 cm
Work height 90-110 cm



100.7

Seat height 51-69 cm
Work height 70-90 cm



100.9

Seat height 51-69 cm
Work height 70-90 cm



680.1

Seat height 41-56 cm
Work height 70-80 cm



680.2

Seat height 49-67 cm
Work height 70-90 cm



680.3

Seat height 56-81 cm
Work height 80-100 cm



680.4

Seat height 65-90 cm
Work height 90-110 cm



670

Seat height 26/30/34/
38/42/45/50/60 cm



696.1

Seat height 44-59 cm
Work height 70-80 cm



696.2

Seat height 52-70 cm
Work height 70-90 cm



695.1

Seat height 44-59 cm
Work height 70-80 cm



670 PU

Seat height 26/30/34/
38/42/45/50/60 cm



Outstanding comfort sets the **Labtec** stools apart. The seats and backrests are made from innovative 'soft touch' polyurethane. Comfort is combined with durability and easy cleaning. As standard, the stools are fitted with a gas lift height adjustment, an aluminium base and large castors.

The Labtec 115 features a polyurethane backrest that can also be used as an armrest. Alternatively, the Labtec 115 models can be equipped with adjustable armrests as an optional extra.

Standard

- Aluminum base
- Fixed seat angle
- Soft castors for hard floors

Options

- Hard castors for carpeted floors
- Glides
- Lockable castors
- Soft, brake-loaded castors
- Anti-static castors
- 2D Armrests
- Rotating armrests
- Footring R1



Rotating armrests



110.1

Seat height 45-60 cm
Work height 70-80 cm



110.2

Seat height 53-71 cm
Work height 70-90 cm



110.3

Seat height 60-85 cm
Work height 80-100 cm




110.4

Seat height 69-94 cm
Work height 90-110 cm



110.7

Seat height 53-71 cm
Work height 70-90 cm




110.9

Seat height 53-71 cm
Work height 70-90 cm



115.1

Seat height 45-60 cm
Work height 70-80 cm



115.2

Seat height 53-71 cm
Work height 70-90 cm



115.3

Seat height 60-85 cm
Work height 80-100 cm



2D Armrests



115.4

Seat height 69-94 cm
Work height 90-110 cm



115.7

Seat height 53-71 cm
Work height 70-90 cm



115.9

Seat height 53-71 cm
Work height 70-90 cm



Laboris



Standard

- Adjustable seat and back angle
- Height adjustable backrest
- Aluminum base
- Soft castors for hard floors

Options

- Hard castors for carpeted floors
- Glides
- Lockable castors
- Soft, brake-loaded castors
- Anti-static Castors
- Seat slide
- 2D Armrests
- Footring R1
- Footboard R3



The **Laboris** chair is ideally suited for demanding work in laboratories. The saddle shaped seat encourages good posture and the adjustable backrest provides optimal support.

The seat and back are made of high quality polyurethane which is easy to clean and is resistant to various chemicals.

For extra comfort, the chairs can be fitted with adjustable armrests, a seat slide and different foot supports.



123.1

Seat height 41-56 cm
Work height 70-80 cm



123.2

Seat height 47-65 cm
Work height 70-90 cm



123.3

Seat height 54-79 cm
Work height 80-100 cm



123.4

Seat height 65-90 cm
Work height 90-110 cm



123.4 + R3

Seat height 65-90 cm
Work height 90-110 cm



123.1a

Seat height 41-56 cm
Work height 70-80 cm



123.2a

Seat height 47-65 cm
Work height 70-90 cm



123.3a

Seat height 54-79 cm
Work height 80-100 cm



123.4a

Seat height 65-90 cm
Work height 90-110 cm



123.4a + R3

Seat height 65-90 cm
Work height 90-110 cm



Twizzy PU



- Standard**
- Adjustable seat angle
 - Aluminum base
 - Soft castors for hard floors
- Options**
- Hard castors for carpeted floors
 - Glides
 - Lockable castors
 - Soft, brake-loaded castors
 - Anti-static Castors
 - 2D armrests
 - Fixed seat angle
 - Handle
 - Dynamic seat mechanism



The **Twizzy PU** saddle stool tilts the pelvis forward, putting the spine in a more natural position and reducing tension in the back muscles. The smaller base and larger castors make it easy to move whilst seated.

The Twizzy PU 131 has an adjustable back and can be equipped with adjustable armrests as an optional extra. The seat and back are made from polyurethane which is easy to clean and is chemical-resistant.



130.1

Seat height 45-60 cm
Work height 70-80 cm



130.2

Seat height 52-70 cm
Work height 70-90 cm



130.3

Seat height 59-84 cm
Work height 80-100 cm



130.4

Seat height 68-93 cm
Work height 90-110 cm



130.7

Seat height 52-70 cm
Work height 70-90 cm



131.1

Seat height 45-60 cm
Work height 70-80 cm



131.2

Seat height 52-70 cm
Work height 70-90 cm



131.3

Seat height 59-84 cm
Work height 80-100 cm



131.4

Seat height 68-93 cm
Work height 90-110 cm



131.7

Seat height 52-70 cm
Work height 70-90 cm



Altera



The **Altera** sit-stand stools are characterised by their style and good ergonomics. The contoured seat provides perfect support for people who are standing/sitting whilst working. The seat is made of 'soft touch' polyurethane and is easy to clean.

Standard

- Aluminum base
- Adjustable seat angle
- Soft castors for hard floors

Options

- Hard castors for carpeted floors
- Glides
- Lockable castors
- Soft, brake-loaded castors
- Anti-static Castors
- Disc base ø 45 cm
- Footring R1
- Footbar R2



150.3

Seat height 59-84 cm
Work height 80-100 cm




150.4

Seat height 70-95 cm
Work height 90-110 cm




150.4 + R1

Seat height 70-95 cm
Work height 90-110 cm




160.4

Seat height 70-95 cm
Work height 90-110 cm



160.4 + R1

Seat height 70-95 cm
Work height 90-110 cm



160.4 + R2

Seat height 70-95 cm
Work height 90-110 cm



Toppar



The **Toppar** is a sit-stand stool that is specifically designed for anyone who switches between sitting and standing whilst working. The special shape of the seat prevents pressure points on the thighs for comfortable perching. The matching backrest can be adjusted to any position. A wide selection of accessories means the Toppar can be configured for the individual needs of each user or application. The compact design makes the Toppar ideal for use in small spaces such as checkouts.

Standard

- Aluminum base
- Adjustable seat angle
- Soft castors for hard floors
- Fabric upholstery

Options

- Hard castors for carpeted floors
- Glides
- Lockable castors
- Soft, brake-loaded castors
- Anti-static Castors
- Disc base ø 45 cm
- Footring R1
- Footbar R2 (foldable)
- Stamskin upholstery



880.3

Seat height 60-85 cm
Work height 80-100 cm




881.3

Seat height 60-85 cm
Work height 80-100 cm




881.4

Seat height 71-96 cm
Work height 90-110 cm




890.3

Seat height 60-85 cm
Work height 80-100 cm



891.3

Seat height 60-85 cm
Work height 80-100 cm



891.4

Seat height 71-96 cm
Work height 90-110 cm



Evora



- Standard**
- Adjustable seat and back angle
 - Height adjustable backrest
 - Aluminum base
 - Soft castors for hard floors
 - Stamskin upholstery

- Options**
- Hard castors for carpeted floors
 - Glides
 - Lockable castors
 - Soft, brake-loaded castors
 - Inflatable lumbar support
 - Seat slide
 - 2D armrests
 - Footring R1
 - Footboard R3
 - Fabric upholstery



The **Evora** chairs are suitable for many environments. They are available in various heights and can be fitted with adjustable armrests, seat-slide, adjustable foot ring and an inflatable lumbar support. The 223 range has a high backrest. The chair is available in fabric, black leatherette or Stamskin upholstery. Stamskin is water, blood and urine resistant and easy to maintain. It meets stringent fire safety standards and is suitable for areas where strict hygiene must be observed.

Available options include either a high or medium backrest and inflatable lumbar support.

222.1

Seat height 44-59 cm
Work height 70-80 cm

222.2

Seat height 52-70 cm
Work height 70-90 cm

222.3

Seat height 59-84 cm
Work height 80-100 cm

222.4

Seat height 70-95 cm
Work height 90-110 cm

223.4 + R3

Seat height 70-95 cm
Work height 90-110 cm

223.1

Seat height 44-59 cm
Work height 70-80 cm

223.2

Seat height 52-70 cm
Work height 70-90 cm

223.3

Seat height 59-84 cm
Work height 80-100 cm

223.4

Seat height 70-95 cm
Work height 90-110 cm

223.4 + R3

Seat height 70-95 cm
Work height 90-110 cm



Evora esd-antistatic

Evora cleanroom



- Standard**
- Adjustable seat and back angle
 - Height adjustable backrest
 - Aluminum base
 - Anti-static castors
 - Anti-static upholstery

- Options**
- Anti-static glides
 - Anti-static brake-loaded castors
 - Inflatable lumbar support
 - Seat slide
 - High back
 - 2D armrests
 - Footring R1
 - Footboard R3



Small electric shocks can cause damage to electronic equipment. To prevent this, our **Evora ESD** chairs are equipped with conductive components and upholstery so that continuous electrostatic discharge can take place. This prevents the build-up of static and damage to static-sensitive devices. ESD chairs can be upholstered in fabric or leatherette.

The **Evora Cleanroom** chairs come with a HEPA filter as standard. This filter ensures that no dust particles escape from the chair.



The seat of the Evora Cleanroom chair comes with a HEPA filter.



ESD-chairs available in antistatic fabric or leatherette

222.1 esd

Seat height 44-59 cm
Work height 70-80 cm

222.2 esd

Seat height 52-70 cm
Work height 70-90 cm

222.3 esd

Seat height 59-84 cm
Work height 80-100 cm

222.4 esd

Seat height 70-95 cm
Work height 90-110 cm

222.1 clr

Seat height 44-59 cm
Work height 70-80 cm

222.2 clr

Seat height 52-70 cm
Work height 70-90 cm

222.3 clr

Seat height 59-84 cm
Work height 80-100 cm

222.4 clr

Seat height 70-95 cm
Work height 90-110 cm



Cleanroom chairs only available in anti-static leatherette

Hoxa



The **Hoxa** stools are specifically designed for use in healthcare. As standard, they come with Stamskin upholstery, which is water, blood and urine resistant. It is therefore suitable for use in an environment where hygiene is paramount. The stools are equipped with a small aluminum base and large castors. The professional can get close to the patient and still move easily whilst sitting.

Standard

- Fixed seat angle
- Height adjustable backrest
- Aluminum base
- Soft castors for hard floors
- Stamskin upholstery

Options

- Hard castors for carpeted floors
- Glides
- Lockable castors
- Soft, brake-loaded castors
- Adjustable seat angle
- 2D armrests
- Footring R1
- Hydraulic foot pump



300.1

Seat height 45-60 cm
Work height 70-80 cm



300.2

Seat height 52-70 cm
Work height 70-90 cm



300.3

Seat height 59-84 cm
Work height 80-100 cm



300.4

Seat height 68-93 cm
Work height 90-110 cm



300.7

Seat height 52-70 cm
Work height 70-90 cm



301.1

Seat height 45-60 cm
Work height 70-80 cm



301.2

Seat height 52-70 cm
Work height 70-90 cm



301.3

Seat height 59-84 cm
Work height 80-100 cm



301.4

Seat height 68-93 cm
Work height 90-110 cm



301.7

Seat height 52-70 cm
Work height 70-90 cm



305.1

Seat height 45-60 cm
Work height 70-80 cm



305.2

Seat height 52-70 cm
Work height 70-90 cm



305.3

Seat height 59-84 cm
Work height 80-100 cm



305.4

Seat height 68-93 cm
Work height 90-110 cm



305.7

Seat height 52-70 cm
Work height 70-90 cm

Hoxa Ergo



Standard

- Fixed seat angle
- Height adjustable backrest
- Aluminum base
- Soft castors for hard floors
- Stamskin upholstery

Options

- Hard castors for carpeted floors
- Glides
- Lockable castors
- Soft, brake-loaded castors
- Adjustable seat angle
- 2D armrests
- Footring R1
- Hydraulic foot pump



The contoured seat is unique to the **Hoxa Ergo** range. Its design is based on the latest ergonomic research and provides optimum comfort for increased productivity. As standard, they come with Stamskin upholstery, which is water, blood and urine resistant. It is therefore suitable for use in an environment where hygiene is paramount.

Foot-operated height adjustment is available as an option. This is especially useful in sterile environments.



310.1

Seat height 46-61 cm
Work height 70-80 cm



310.2

Seat height 53-71 cm
Work height 70-90 cm



310.3

Seat height 60-85 cm
Work height 80-100 cm



310.4

Seat height 69-94 cm
Work height 90-110 cm



310.7

Seat height 53-71 cm
Work height 70-90 cm



311.1

Seat height 46-61 cm
Work height 70-80 cm



311.2

Seat height 53-71 cm
Work height 70-90 cm



311.3

Seat height 60-85 cm
Work height 80-100 cm



311.4

Seat height 69-94 cm
Work height 90-110 cm



311.7

Seat height 53-71 cm
Work height 70-90 cm



315.1

Seat height 46-61 cm
Work height 70-80 cm



315.2

Seat height 53-71 cm
Work height 70-90 cm



315.3

Seat height 60-85 cm
Work height 80-100 cm



315.4

Seat height 69-94 cm
Work height 90-110 cm



315.7

Seat height 53-71 cm
Work height 70-90 cm

Hoxa Curve


















- Standard**
 - Fixed seat angle
 - Height adjustable backrest
 - Aluminum base
 - Soft castors for hard floors
 - Stamskin upholstery
- Options**
 - Hard castors for carpeted floors
 - Glides
 - Lockable castors
 - Soft, brake-loaded castors
 - Adjustable seat angle
 - 2D armrests
 - Footring R1
 - Hydraulic foot pump

The **Hoxa Curve** has distinctive recessed seat edges which create less strain on the upper legs whilst seated. This helps to reduce fatigue and improve productivity. As standard, they come with Stamskin upholstery, which is water, blood and urine resistant. It is therefore suitable for use in an environment where hygiene is paramount.

Foot-operated height adjustment is available as an option. This is especially useful in sterile environments.



 320.1 Seat height 46-61 cm Work height 70-80 cm	 320.2 Seat height 53-71 cm Work height 70-90 cm	 320.3 Seat height 60-85 cm Work height 80-100 cm	 320.4 Seat height 69-94 cm Work height 90-110 cm	 320.7 Seat height 53-71 cm Work height 70-90 cm
 321.1 Seat height 46-61 cm Work height 70-80 cm	 321.2 Seat height 53-71 cm Work height 70-90 cm	 321.3 Seat height 60-85 cm Work height 80-100 cm	 321.4 Seat height 69-94 cm Work height 90-110 cm	 321.7 Seat height 53-71 cm Work height 70-90 cm
 325.1 Seat height 46-61 cm Work height 70-80 cm	 325.2 Seat height 53-71 cm Work height 70-90 cm	 325.3 Seat height 60-85 cm Work height 80-100 cm	 325.4 Seat height 69-94 cm Work height 90-110 cm	 325.7 Seat height 53-71 cm Work height 70-90 cm



Standard

- Adjustable seat and back angle
- Height adjustable backrest
- Aluminum base
- Soft castors for hard floors
- Stamskin upholstery

Options

- Hard castors for carpeted floors
- Glides
- Lockable castors
- Soft, brake-loaded castors
- Fixed seat angle
- Duotone (2 colour Stamskin)
- 2D armrests
- Footring R1
- Fabric or Leatherette upholstery

The **Twizzy** saddle stools are a proven solution for people with back problems, tired legs or feet and rheumatic complaints. A saddle stool tilts the pelvis forward, placing the spine in a more natural position. Fatigue and tension in the back muscles are reduced, improving productivity. An adjustable backrest and/or adjustable armrests are available if extra support is required.

The saddle chair can also be provided with a 'flex' mechanism to encourage dynamic sitting and help to improve the user's core stability.



Handle



The Flex mechanism encourages dynamic sitting



330.1

Seat height 48-63 cm
Work height 70-80 cm



330.2

Seat height 56-74 cm
Work height 70-90 cm



330.3

Seat height 63-88 cm
Work height 80-100 cm



330.4

Seat height 73-98 cm
Work height 90-110 cm



330.7

Seat height 56-74 cm
Work height 70-90 cm



331.1

Seat height 48-63 cm
Work height 70-80 cm



331.2

Seat height 56-74 cm
Work height 70-90 cm



331.3

Seat height 63-88 cm
Work height 80-100 cm



331.4

Seat height 73-98 cm
Work height 90-110 cm



331.7


Seat height 56-74 cm
Work height 70-90 cm

Callista

Thanks to the specially contoured seat the **Callista** offers a revolutionary seating experience. The Callista has a free float mechanism that enables both a passive and active posture. The small lumbar support provides optimal freedom of movement and supports the cavity of the back exactly so that the natural S-shape of the spine is stimulated. The pressure of the lumbar support can be adjusted so that it comfortably follow your movements.




- Standard**
- Adjustable seat angle
 - Aluminum base
 - Soft castors for hard floors
- Options**
- Hard castors for carpeted floors
 - Glides
 - Lockable castors
 - Soft, brake-loaded castors
 - 2D armrests
 - Foot operated gasspring




358.1

Seat height 52-67 cm
Work height 70-80 cm




358.2

Seat height 60-78 cm
Work height 70-90 cm



358.3

Seat height 66-90 cm
Work height 80-100 cm



358.7


Seat height 60-78 cm
Work height 70-90 cm

Lean Chair

The **Lean Chair** is a unique chair that provides support for those who have to lean forward whilst working. Thanks to the chest support the back muscles are relieved and prevents for shoulder complaints. The seat can be fixed in any position and the small chest support with adjustable tension lets you tailor the feel of the support to your ideal comfort. As standard, the Lean Chair comes with Stamskin upholstery




- Standard**
- Adjustable seat angle
 - Aluminum base
 - Soft castors for hard floors
- Options**
- Hard castors for carpeted floors
 - Glides
 - Lockable castors
 - Soft, brake-loaded castors
 - Elbow supports
 - Foot operated gasspring




469.1

Seat height 52-67 cm
Work height 70-80 cm



469.2

Seat height 60-78 cm
Work height 70-90 cm



469.3

Seat height 66-90 cm
Work height 80-100 cm



Airox



Standard

- Aluminum base
- Fixed seat angle
- Anti-static castors

Options

- Soft castors for hard floors
- Glides
- Lockable castors
- Soft, brake-loaded castors
- Footring R1
- Voetbediening
- Foot operated gaspring
- Hydraulic foot pump

The **Airox** surgeon chair is designed for the discerning healthcare professional.

In order to provide additional comfort, the seat consists of multiple layers of foam. The backrest can also be used as an armrest and can be mounted in different positions.

The Airox 406 features a revolving backrest for a quick change from back support to arm support. A foot-operated height adjustment is optional. This is particularly useful in sterile environments.



Airox seat with multiple layers of foam for extra comfort



400.2

Seat height 55-74 cm
Work height 70-90 cm



400.7

Seat height 55-74 cm
Work height 70-90 cm



400.9

Seat height 55-74 cm
Work height 70-90 cm



404.2

Seat height 55-74 cm
Work height 70-90 cm



404.7

Seat height 55-74 cm
Work height 70-90 cm



404.9

Seat height 55-74 cm
Work height 70-90 cm



406.2

Seat height 60-74 cm
Work height 70-90 cm



406.7

Seat height 60-74 cm
Work height 70-90 cm

360 ° revolving backrest can also be used as an armrest



SurgiMove®



The **SurgiMove** is perfectly suited for a wide range of surgical applications. Its advanced design offers multiple positions including optional 360 degree adjustable armrests.

The SurgiMove's easy-to-use foot pedals and fully adjustable back and armrests achieve superior comfort and control.

Additional advantages include:

- Central braking system effective on two castors
- Excellent manoeuvring due to the double rimmed castors
- Spacious legroom thanks to the chassis design
- Comfortable height adjustment via foot control

Standard

- Fixed seat angle
- Height adjustable backrest
- Foot operated gaspring
- Central brake
- Stamskin upholstery

Options

- 2D armrests
- Rotating armrests
- 3D adjustable armrests



515.7

Seat height 56-74 cm



Rotating
armrests



531.7

Seat height 58-76 cm

2D armrests



525.7

Seat height 56-74 cm



3D adjustable
armrests



558.7

Seat height 62-80 cm



Veria

Curie



The **Veria** blood sampling chair has an extremely compact design and is ideal for areas where space is limited. As standard, the chair comes with Stamskin upholstery (blood and urine resistant) and one height-adjustable phlebotomy armrest.

A hydraulic foot pump, central brake and 3D phlebotomy armrests are available as optional extras.

Standard

- Medium backrest
- One height-adjustable phlebotomy armrest
- Aluminum base
- Glides
- Stamskin upholstery

Options

- High backrest
- Lockable gas stem
- Lockable castors
- Soft, brake-loaded castors
- Additional phlebotomy armrest
- Hydraulic footpump
- Central brake



610.1

Seat height 44-59 cm



610.9

Seat height 50-68 cm



620.1

Seat height 44-59 cm



620.9

Seat height 50-68 cm

The **Curie** chair offers patients comfort during examinations, blood tests or minor medical procedures. The chair is upholstered in soft materials which are easy to clean. For reasons of hygiene, upholstery stitching is minimised. The compact design allows the professional to work close to the patient.

The Curie may be fitted with various accessories such as adjustable phlebotomy armrests, central brake and a headrest. A podiatry version with adjustable leg rests is also available



Standard

- Aluminum base with glides
- Fixed armrests

Options

- Lockable column
- Adjustable head support
- Phlebotomy armrest
- 3D phlebotomy armrest



640.1

Seat height 44-59 cm



640.9

Seat height 50-68 cm



650.1

Seat height 44-59 cm





650.9

Seat height 50-68 cm



660.9

Podiatry chair
Seat height 50-70 cm



Arteria



The **Arteria** phlebotomy chairs are designed for use in small spaces whilst offering maximum comfort to the patient and convenience for the healthcare professional. Seats are upholstered in Stamskin fabric which is blood and urine resistant. All mobile Arterias have large castors and front brakes. A central brake can be fitted, if required. Other options include a headrest, I.V. pole, 3D phlebotomy armrests and a paper roll holder. All Arterias with a leg support can be put into the 'Trendelenburg' position.

Standard

- Trendelenburg-position (except Arteria 630)
- Mobile base
- Two height-adjustable phlebotomy armrests
- 75mm ø castors
- Lockable front castors

Options

- Central brake for front castors
- 3D phlebotomy armrests
- Head cushion
- Support bracket
- I.V. stand
- Paper roll holder



630

Seat height 47-64 cm
(hydraulic footpump)



631

Seat height 47 cm
(fixed height)



633

Seat height 47-67 cm
(electric height adjustment)



634

Seat height 49-69 cm
(hydraulic footpump)



635

Seat height 49-69 cm
(hydraulic footpump)





The **Solus** tripple chair is a chair for people who can not stand long period or who have difficulty getting up or sitting down. The Solus is suitable for various disorders, such as osteoarthritis, but even when you simply have difficulty walking, the Solus is the ideal solution to stay mobile.

The Solus has a stable X-shaped chassis which gives plenty of room to create an efficient movement whilst seated with very little force. With a lever, the chair can be easily braked to sit down and stand up safely.

Standard

- Adjustable seat and back angle
- Height adjustable backrest
- Metal base
- Central braked castors
- Lockable column

Options

- High backrest
- Inflatable lumbar support
- Seat slide
- 2D armrests



722.1

Solus with medium backrest
Seat height 44-59 cm



723.1

Solus with high backrest
Seat height 44-59 cm



690.0

Leg support
Height 30-37 cm



690.1

Leg support
Height 40-55 cm



691.0

Leg support
Height 30-37 cm



691.1

Leg support
Height 40-55 cm



692

Followers stool
Seat height 44-59 cm



Spock4

Seat height 46 cm



Spock5

Seat height 45-58 cm
Work height 70-80 cm



Foot supports

- R1 Footring ø 500 mm
- R2 Footbar
- R3 Footboard



R1



R2



R3

Castors and glides (set of 5)

- VLC01 Castors ø 65 mm, soft, brake unloaded
- VLC02 Castors ø 65 mm, hard, brake unloaded
- VLC03 Glides
- VLC03V Glides with felt
- VLC04 Castors ø 50 mm, soft, brake unloaded
- VLC05 Castors ø 50 mm, soft, brake loaded
- VLC06 Castors ø 50 mm, soft, anti-static
- VLC07 Castors ø 50 mm, soft, freewheeling
- VLC08 Castors ø 50 mm, soft, lockable

Gas springs

- MID25 Gas stem 440-590 mm
- MID31 Gas stem 520-700 mm
- MID38 Gas stem 590-840 mm
- MID46 Gas stem 700-950 mm
- MID31V Gas stem 520-700 mm (Foot operated)

Upholstery and conditions

Stamskin
88% PVC, polyamid-jersey
120.000 Martindale

Urban
100% polyester
100.000 Martindale

Leatherette
85% PVC, polyamid-jersey
80.000 Martindale

Non standard colors
Non-standard colours are possible at no extra charge.
However, a longer delivery time must be taken into account.

Customized fabric
You can also submit your own fabric. For the different seating solutions, the following lengths apply:

work chair	1,50 m
stool without back rest	0,80 m
stool with back rest	1,50 m
saddle stool	0,80 m
saddle stool with back rest	1,50 m

If you wish to use your own fabric, we cannot be held responsible for warranty, product quality or processing of the fabric.

Height adjustment and dimensions
All sizes and dimensions are approximate

Product changes
We reserve the right to make changes to product specifications without prior notice

Warranty
2 years.

Price, colour, model changes and errors excepted.

2016



Stamskin



Urban

